

LATVIJAS REPUBLIKAS VALSTS KASE  
TREASURY OF THE REPUBLIC OF LATVIA

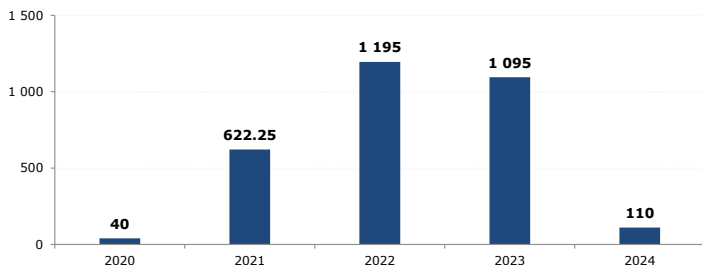
Latvijas valsts vērtspapīru izsoļu rezultātu apskats  
Latvia's government securities auctions review

Konkurējo daudzcenu izsoļu rezultāti / Competitive multi-price auction results  
GMTN vērtspapīri iekšējā tirgū / Domestic GMTN Notes

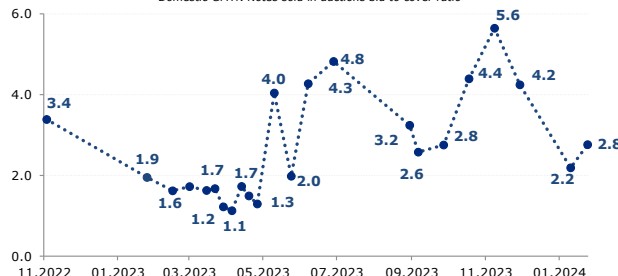
24.01.2024

Izsoles datums Auction date (dd.mm.yyyy)	Dzēšanas datums Maturity date (dd.mm.yyyy)	ISIN kods ISIN code	Kupons (%) Coupon (%)	Izstāvošais ISIN apjoms uz izsoles sākumu Amount outstanding before auction	Pieprasījumu apjoms (EUR) Total bids (EUR)	Pārdotais apjoms (EUR) Amount sold (EUR)	Pārdotā apjoma seguma proporcija Bid-to- cover ratio	Maksimālā noteiktā peļņas likme (%) Maximum admissible yield (%)	Vidējā gada peļņas likme (%) Average annual yield (%)
17.02.2022	24.01.2029	XS2361416915	0.000	635 000 000	91 800 000	50 000 000	1.8	0.860	0.839
23.02.2022	17.03.2031	XS2317123052	0.000	1 375 500 000	35 500 000	15 000 000	2.4	1.030	1.019
09.03.2022	23.09.2025	XS1295778275	1.375	730 000 000	153 500 000	100 000 000	1.5	0.710	0.654
16.03.2022	30.04.2024	XS1063399536	2.875	1 000 000 000	254 750 000	200 000 000	1.3	0.500	0.334
23.03.2022	23.09.2025	XS1295778275	1.375	830 000 000	200 270 000	125 000 000	1.6	0.831	0.779
30.03.2022	07.10.2026	XS1501554874	0.375	1 565 000 000	150 500 000	100 000 000	1.5	1.250	1.155
06.04.2022	07.10.2026	XS1501554874	0.375	1 665 000 000	115 750 000	80 000 000	1.4	1.240	1.221
13.04.2022	23.09.2025	XS1295778275	1.375	955 000 000	156 700 000	100 000 000	1.6	1.260	1.233
27.04.2022	07.10.2026	XS1501554874	0.375	1 745 000 000	121 700 000	50 000 000	2.4	1.450	1.426
11.05.2022	30.04.2024	XS1063399536	2.875	1 200 000 000	260 000 000	95 000 000	2.7	1.000	0.919
18.05.2022	07.10.2026	XS1501554874	0.375	1 795 000 000	68 500 000	35 000 000	2.0	1.630	1.543
01.06.2022	30.05.2028	XS1829276275	1.125	606 750 000	21 300 000	10 000 000	2.1	1.880	1.871
08.06.2022	23.09.2025	XS1295778275	1.375	1 055 000 000	126 610 000	35 000 000	3.6	1.650	1.593
15.06.2022	30.04.2024	XS1063399536	2.875	1 295 000 000	80 850 000	25 000 000	3.2	1.870	1.870
27.07.2022	07.10.2026	XS1501554874	0.375	1 830 000 000	109 100 000	50 000 000	2.2	2.120	2.077
10.08.2022	30.05.2028	XS1829276275	1.125	616 750 000	98 000 000	50 000 000	2.0	2.100	2.040
31.08.2022	30.05.2028	XS1829276275	1.125	666 750 000	18 700 000	10 000 000	1.9	2.300	2.252
14.09.2022	07.10.2026	XS1501554874	0.375	1 880 000 000	50 500 000	30 000 000	1.7	2.500	2.460
28.09.2022	23.09.2025	XS1295778275	1.375	1 090 000 000	38 900 000	10 000 000	3.9	3.100	2.956
12.10.2022	23.09.2025	XS1295778275	1.375	1 100 000 000	32 700 000	10 000 000	3.3	3.100	3.017
03.11.2022	24.01.2029	XS2361416915	0.000	685 000 000	50 800 000	15 000 000	3.4	4.150	4.119
<b>Kopā 2022. gadā:</b>					<b>1 195 000 000 EUR</b>				
<i>Total amount in 2022:</i>									
25.01.2023	17.03.2031	XS2317123052	0.000	1 390 500 000	97 400 000	50 000 000	1.9	3.600	3.519
15.02.2023	24.01.2029	XS2361416915	0.000	700 000 000	162 000 000	100 000 000	1.6	3.900	3.831
01.03.2023	17.01.2028	XS2576364371	3.500	750 000 000	112 130 000	65 000 000	1.7	3.890	3.838
15.03.2023	07.10.2026	XS1501554874	0.375	1 910 000 000	179 150 000	110 000 000	1.6	3.980	3.865
22.03.2023	17.01.2028	XS2576364371	3.500	815 000 000	100 300 000	60 000 000	1.7	3.745	3.679
29.03.2023	25.03.2027	XS2549862758	3.875	850 000 000	91 700 000	75 000 000	1.2	3.760	3.669
05.04.2023	17.01.2028	XS2576364371	3.500	875 000 000	78 800 000	70 000 000	1.1	3.780	3.622
13.04.2023	25.03.2027	XS2549862758	3.875	925 000 000	51 800 000	30 000 000	1.7	3.880	3.788
19.04.2023	17.01.2028	XS2576364371	3.500	945 000 000	96 950 000	65 000 000	1.5	3.895	3.783
26.04.2023	25.03.2027	XS2549862758	3.875	955 000 000	135 700 000	105 000 000	1.3	3.860	3.771
10.05.2023	17.01.2028	XS2576364371	3.500	1 010 000 000	121 250 000	30 000 000	4.0	3.820	3.773
24.05.2023	24.01.2029	XS2361416915	0.000	800 000 000	158 565 000	80 000 000	2.0	3.923	3.858
07.06.2023	24.01.2029	XS2361416915	0.000	880 000 000	106 784 000	25 000 000	4.3	3.885	3.864
28.06.2023	30.05.2028	XS1829276275	1.125	676 750 000	96 457 000	20 000 000	4.8	3.681	3.669
30.08.2023	17.01.2028	XS2576364371	3.500	1 040 000 000	97 273 000	30 000 000	3.2	3.790	3.744
06.09.2023	25.03.2027	XS2549862758	3.875	1 060 000 000	51 500 000	20 000 000	2.6	3.754	3.700
27.09.2023	17.01.2028	XS2576364371	3.500	1 070 000 000	68 773 000	25 000 000	2.8	3.840	3.781
18.10.2023	30.05.2028	XS1829276275	1.125	696 750 000	153 750 000	35 000 000	4.4	4.197	4.161
08.11.2023	24.01.2029	XS2361416915	0.000	905 000 000	282 100 000	50 000 000	5.6	4.010	3.987
29.11.2023	12.07.2033	XS2648672660	3.875	750 000 000	212 300 000	50 000 000	4.2	3.850	3.830
<b>Kopā 2023. gadā:</b>					<b>1 095 000 000 EUR</b>				
<i>Total amount in 2023:</i>									
10.01.2024	12.07.2033	XS2648672660	3.875	800 000 000	76 600 000	35 000 000	2.2	3.437	3.408
24.01.2024	22.05.2029	XS2722876609	3.875	600 000 000	207 158 000	75 000 000	2.8	3.405	3.378
<b>Kopā 2024. gadā:</b>					<b>110 000 000 EUR</b>				
<i>Total amount in 2024:</i>									

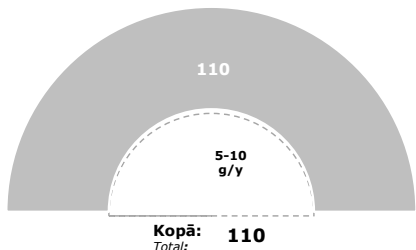
GMTN vērtspapīru pārdotais apjoms izsolēs iekšējā tirgū (milj. EUR)  
Domestic GMTN Notes amount sold in auctions (million, EUR)



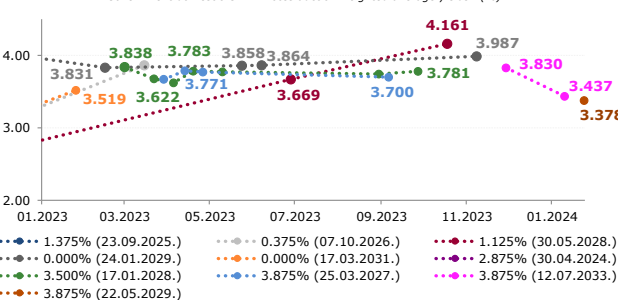
Iekšējā tirgū izsolēs pārdoto GMTN vērtspapīru apjoma seguma proporcija  
Domestic GMTN Notes sold in auctions bid to cover ratio



Iekšējā tirgū izsolēs pārdoto GMTN vērtspapīru apjoms 2024. gadā pēc atlikuša termiņa (milj. EUR)  
Domestic GMTN Notes sold in auctions amount in 2024 by remaining maturity (million, EUR)



Iekšējā tirgū izsolēs pārdoto GMTN vērtspapīru vidējās gada peļņas likmes\* (%)  
Government domestic GMTN Notes auction weighted average yields\* (%)



\*Leģenda: kupons (dzēšanas datums)  
In legend: coupon (Maturity date)