

LATVIJAS REPUBLIKAS VALSTS KASE
TREASURY OF THE REPUBLIC OF LATVIA

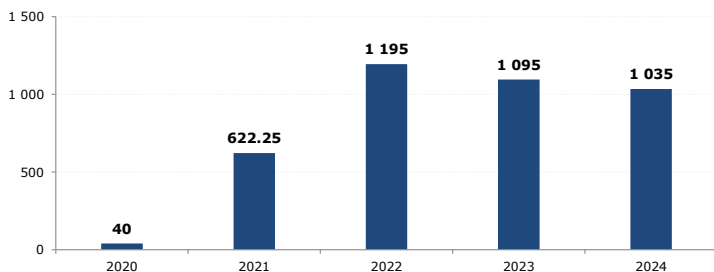
Latvijas valsts vērtspapīru izsoļu rezultātu apskats
Latvia's government securities auctions review

Konkurējošo daudz cenu izsoļu rezultāti / Competitive multi-price auction results
GMTN vērtspapīri iekšējā tirgū / Domestic GMTN Notes

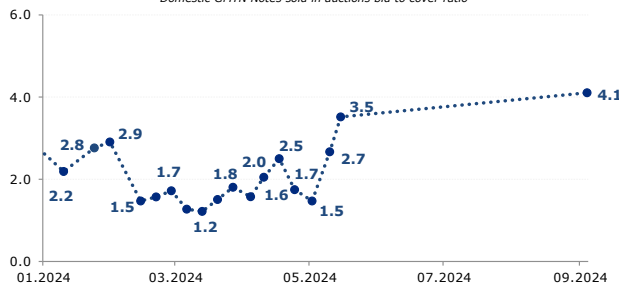
04.09.2024

| Izsoles datums Auction date (dd.mm.yyyy) | Dzēšanas datums Maturity date (dd.mm.yyyy) | ISIN kods ISIN code | Kupons(%) Coupon (%) | Izstāvošais ISIN apjoms uz izsoles sākumu Amount outstanding before auction | Pieprasījumu apjoms (EUR) Total bids (EUR) | Pārdotais apjoms (EUR) Amount sold (EUR) | Pārdotā apjoma seguma proporcija Bid-to-cover ratio | Maksimālā noteiktā peļņas likme (%) Maximum admissible yield (%) | Vidējā gada peļņas likme (%) Average annual yield (%) |
|--|--|------------------------|-------------------------|--|---|---|--|---|--|
| 25.01.2023 | 17.03.2031 | XS2317123052 | 0.000 | 1 390 500 000 | 97 400 000 | 50 000 000 | 1.9 | 3.600 | 3.519 |
| 15.02.2023 | 24.01.2029 | XS2361416915 | 0.000 | 700 000 000 | 162 000 000 | 100 000 000 | 1.6 | 3.900 | 3.831 |
| 01.03.2023 | 17.01.2028 | XS2576364371 | 3.500 | 750 000 000 | 112 130 000 | 65 000 000 | 1.7 | 3.890 | 3.838 |
| 15.03.2023 | 07.10.2026 | XS1501554874 | 0.375 | 1 910 000 000 | 179 150 000 | 110 000 000 | 1.6 | 3.980 | 3.865 |
| 22.03.2023 | 17.01.2028 | XS2576364371 | 3.500 | 815 000 000 | 100 300 000 | 60 000 000 | 1.7 | 3.745 | 3.679 |
| 29.03.2023 | 25.03.2027 | XS2549862758 | 3.875 | 850 000 000 | 91 700 000 | 75 000 000 | 1.2 | 3.760 | 3.669 |
| 05.04.2023 | 17.01.2028 | XS2576364371 | 3.500 | 875 000 000 | 78 800 000 | 70 000 000 | 1.1 | 3.780 | 3.622 |
| 13.04.2023 | 25.03.2027 | XS2549862758 | 3.875 | 925 000 000 | 51 800 000 | 30 000 000 | 1.7 | 3.880 | 3.788 |
| 19.04.2023 | 17.01.2028 | XS2576364371 | 3.500 | 945 000 000 | 96 450 000 | 65 000 000 | 1.5 | 3.895 | 3.783 |
| 26.04.2023 | 25.03.2027 | XS2549862758 | 3.875 | 955 000 000 | 135 700 000 | 105 000 000 | 1.3 | 3.860 | 3.771 |
| 10.05.2023 | 17.01.2028 | XS2576364371 | 3.500 | 1 010 000 000 | 121 250 000 | 30 000 000 | 4.0 | 3.820 | 3.773 |
| 24.05.2023 | 24.01.2029 | XS2361416915 | 0.000 | 800 000 000 | 158 565 000 | 80 000 000 | 2.0 | 3.923 | 3.858 |
| 07.06.2023 | 24.01.2029 | XS2361416915 | 0.000 | 880 000 000 | 106 784 000 | 25 000 000 | 4.3 | 3.885 | 3.864 |
| 28.06.2023 | 30.05.2028 | XS1829276275 | 1.125 | 676 750 000 | 96 457 000 | 20 000 000 | 4.8 | 3.681 | 3.669 |
| 30.08.2023 | 17.01.2028 | XS2576364371 | 3.500 | 1 040 000 000 | 97 273 000 | 30 000 000 | 3.2 | 3.790 | 3.744 |
| 06.09.2023 | 25.03.2027 | XS2549862758 | 3.875 | 1 060 000 000 | 51 500 000 | 20 000 000 | 2.6 | 3.754 | 3.700 |
| 27.09.2023 | 17.01.2028 | XS2576364371 | 3.500 | 1 070 000 000 | 68 773 000 | 25 000 000 | 2.8 | 3.840 | 3.781 |
| 18.10.2023 | 30.05.2028 | XS1829276275 | 1.125 | 696 750 000 | 153 750 000 | 35 000 000 | 4.4 | 4.197 | 4.161 |
| 08.11.2023 | 24.01.2029 | XS2361416915 | 0.000 | 905 000 000 | 282 100 000 | 50 000 000 | 5.6 | 4.010 | 3.987 |
| 29.11.2023 | 12.07.2033 | XS2648672660 | 3.875 | 750 000 000 | 212 300 000 | 50 000 000 | 4.2 | 3.850 | 3.830 |
| Kopā 2023. gadā: | | | | | 1 095 000 000 EUR | | | | |
| <i>Total amount in 2023:</i> | | | | | 1 095 000 000 EUR | | | | |
| 10.01.2024 | 12.07.2033 | XS2648672660 | 3.875 | 800 000 000 | 76 600 000 | 35 000 000 | 2.2 | 3.437 | 3.408 |
| 24.01.2024 | 22.05.2029 | XS2722876609 | 3.875 | 600 000 000 | 207 158 000 | 75 000 000 | 2.8 | 3.405 | 3.378 |
| 31.01.2024 | 30.05.2028 | XS1829276275 | 1.125 | 731 750 000 | 145 500 000 | 50 000 000 | 2.9 | 3.115 | 3.076 |
| 14.02.2024 | 22.05.2029 | XS2722876609 | 3.875 | 675 000 000 | 95 709 000 | 65 000 000 | 1.5 | 3.495 | 3.430 |
| 21.02.2024 | 17.01.2028 | XS2576364371 | 3.500 | 1 095 000 000 | 54 983 000 | 35 000 000 | 1.6 | 3.274 | 3.210 |
| 28.02.2024 | 25.03.2027 | XS2549862758 | 3.875 | 1 080 000 000 | 43 000 000 | 25 000 000 | 1.7 | 3.400 | 3.315 |
| 06.03.2024 | 30.05.2028 | XS1829276275 | 1.125 | 781 750 000 | 51 000 000 | 40 000 000 | 1.3 | 3.400 | 3.287 |
| 13.03.2024 | 22.05.2029 | XS2722876609 | 3.875 | 740 000 000 | 182 798 000 | 150 000 000 | 1.2 | 3.450 | 3.422 |
| 20.03.2024 | 12.07.2033 | XS2648672660 | 3.875 | 835 000 000 | 67 800 000 | 45 000 000 | 1.5 | 3.540 | 3.495 |
| 27.03.2024 | 25.03.2027 | XS2549862758 | 3.875 | 1 105 000 000 | 90 200 000 | 50 000 000 | 1.8 | 3.350 | 3.306 |
| 04.04.2024 | 17.01.2028 | XS2576364371 | 3.500 | 1 130 000 000 | 78 800 000 | 50 000 000 | 1.6 | 3.350 | 3.333 |
| 10.04.2024 | 16.05.2036 | XS1409726731 | 1.375 | 850 000 000 | 184 381 000 | 90 000 000 | 2.0 | 3.742 | 3.724 |
| 17.04.2024 | 22.05.2029 | XS2722876609 | 3.875 | 890 000 000 | 250 150 000 | 100 000 000 | 2.5 | 3.545 | 3.493 |
| 24.04.2024 | 12.07.2033 | XS2648672660 | 3.875 | 880 000 000 | 61 211 000 | 35 000 000 | 1.7 | 3.625 | 3.589 |
| 02.05.2024 | 22.05.2029 | XS2722876609 | 3.875 | 990 000 000 | 124 925 000 | 85 000 000 | 1.5 | 3.600 | 3.570 |
| 10.05.2024 | 17.01.2028 | XS2576364371 | 3.500 | 1 180 000 000 | 133 533 000 | 50 000 000 | 2.7 | 3.379 | 3.362 |
| 15.05.2024 | 12.07.2033 | XS2648672660 | 3.875 | 915 000 000 | 87 993 000 | 25 000 000 | 3.5 | 3.488 | 3.418 |
| 04.09.2024 | 17.01.2028 | XS2576364371 | 3.500 | 1 230 000 000 | 123 200 000 | 30 000 000 | 4.1 | 2.855 | 2.791 |
| Kopā 2024. gadā: | | | | | 1 035 000 000 EUR | | | | |
| <i>Total amount in 2024:</i> | | | | | 1 035 000 000 EUR | | | | |

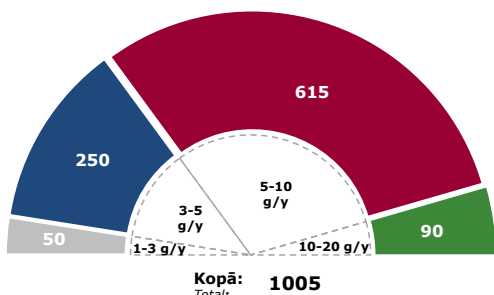
GMTN vērtspapīru pārdotais apjoms izsolēs iekšējā tirgū (milj. EUR)
Domestic GMTN Notes amount sold in auctions (million, EUR)



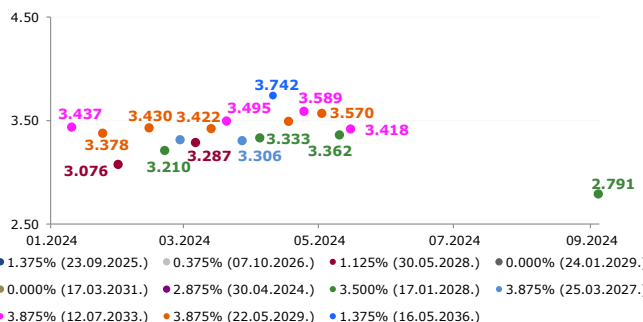
Iekšējā tirgū izsolēs pārdoto GMTN vērtspapīru apjoma seguma proporcija
Domestic GMTN Notes sold in auctions bid to cover ratio



Iekšējā tirgū izsolēs pārdoto GMTN vērtspapīru apjoms 2024. gadā pēc atlikušā termiņa (milj. EUR)
Domestic GMTN Notes sold in auctions during 2024 by remaining maturity (million, EUR)



Iekšējā tirgū izsolēs pārdoto GMTN vērtspapīru vidējā gada peļņas likmes* (%)
Government domestic GMTN Notes auction weighted average yields* (%)



Detalizētāku informāciju par GMTN vērtspapīriem un GMTN vērtspapīriem iekšējā tirgū skatīt šeit: [Latvijas Republikas vērtspapīri ārējā tirgū](#)
More detailed information regarding domestic GMTN Notes and GMTN Notes is available here: [Securities in international capital markets](#)

*Lēģendā: kupons (dzēšanas datums)
In legend: coupon (Maturity date)