

TREASURY OF THE REPUBLIC OF LATVIA

29.08.2018

COMPETITIVE MULTI - PRICE AUCTION RESULTS FOR DOMESTIC BONDS

Date of Auction	Term to Maturity (days)	Original maturity	ISIN code (LV 00005)	Number of participants	State Treasury Offer	Bids Total	Sold Amount	Bid-to-cover ratio	Max admissible yield specified by State Treasury (%)	Average Annual Yield (%)	Coupon (%)	Currency
13.04.2016	1035	3 years	60076	5	24 000 000	122 115 000	24 000 000	5.1	0.200	0.079	0.000	EUR
25.05.2016	2073	5 years	70141	5	16 000 000	67 275 000	16 000 000	4.2	0.500	0.395	0.375	EUR
08.06.2016	979	3 years	60076	5	24 000 000	125 478 000	24 000 000	5.2	0.150	0.042	0.000	EUR
03.08.2016	923	3 years	60076	5	24 000 000	93 576 000	15 576 000	3.9	0.025	0.005	0.000	EUR
07.09.2016	1968	5 years	70141	5	24 000 000	104 280 000	10 180 000	4.3	0.130	0.089	0.375	EUR
14.09.2016	881	3 years	60076	5	16 000 000	122 850 000	16 000 000	7.7	-0.030	-0.040	0.000	EUR
12.10.2016	853	3 years	60076	5	24 000 000	98 500 000	24 000 000	4.1	-0.055	-0.055	0.000	EUR
07.12.2016	797	3 years	60076	5	24 000 000	144 950 000	24 000 000	6.0	0.000	-0.018	0.000	EUR
25.01.2017	748	3 years	60076	5	24 000 000	99 300 000	24 000 000	4.1	0.000	-0.025	0.000	EUR
08.03.2017	1786	5 years	70141	5	24 000 000	96 098 000	14 178 000	4.0	0.280	0.240	0.375	EUR
31.05.2017	1702	5 years	70141	5	24 000 000	127 295 000	24 000 000	5.3	0.270	0.236	0.375	EUR
08.11.2017	1541	5 years	70141	5	24 000 000	111 500 000	24 000 000	4.6	0.270	0.213	0.375	EUR
06.12.2017	1513	5 years	70141	5	24 000 000	155 865 000	24 000 000	6.5	0.240	0.197	0.375	EUR
10.01.2018	1948	5 years	70158	5	16 000 000	93 150 000	16 000 000	5.8	0.400	0.362	0.250	EUR
31.01.2018	1927	5 years	70158	5	16 000 000	56 840 000	16 000 000	3.6	0.500	0.466	0.250	EUR
28.02.2018	1899	5 years	70158	4	24 000 000	111 400 000	24 000 000	4.6	0.500	0.513	0.250	EUR
04.04.2018	1864	5 years	70158	4	30 000 000	96 970 000	30 000 000	3.2	0.550	0.494	0.250	EUR
30.05.2018	1808	5 years	70158	4	16 000 000	39 300 000	16 000 000	2.5	0.550	0.487	0.250	EUR
20.06.2018	1787	5 years	70158	4	16 000 000	56 200 000	16 000 000	3.5	0.550	0.488	0.250	EUR
11.07.2018	1766	5 years	70158	4	16 000 000	57 100 000	16 000 000	3.6	0.550	0.478	0.250	EUR
29.08.2018	1717	5 years	70158	4	16 000 000	98 750 000	16 000 000	6.2	0.550	0.459	0.250	EUR

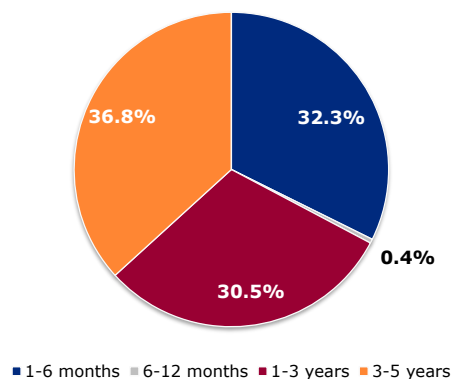
FIXED RATE (UNCOMPETITIVE) AUCTION RESULTS FOR DOMESTIC BONDS

Date of Auction	Term to Maturity (days)	Original maturity	ISIN code (LV 00005)	Number of participants	State Treasury Offer	Bids Total	Sold Amount	Bid-to-cover ratio	State Institution Fund Investments (Sold Amount)	Average Annual Yield (%)	Coupon (%)	Currency
13.04.2016	1035	3 years	60076	3		32 800 000	6 000 000	5.5		0.079	0.000	EUR
25.05.2016	2073	5 years	70141	5		40 675 000	4 000 000	10.2		0.395	0.375	EUR
08.06.2016	979	3 years	60076	4		60 500 000	6 000 000	10.1		0.042	0.000	EUR
03.08.2016	923	3 years	60076	5		73 150 000	14 424 000	5.1		0.005	0.000	EUR
07.09.2016	1968	5 years	70141	4		6 600 000	6 000 000	1.1		0.089	0.375	EUR
14.09.2016	881	3 years	60076	4		27 000 000	4 000 000	6.8	6 325 000	-0.040	0.000	EUR
12.10.2016	853	3 years	60076	4		53 201 000	6 000 000	8.9		-0.055	0.000	EUR
07.12.2016	797	3 years	60076	4		24 535 000	6 000 000	4.1		-0.018	0.000	EUR
25.01.2017	748	3 years	60076	4		30 002 000	6 000 000	5.0		-0.025	0.000	EUR
08.03.2017	1786	5 years	70141	4		16 800 000	15 822 000	1.1		0.240	0.375	EUR
31.05.2017	1702	5 years	70141	5		29 900 000	6 000 000	5.0		0.236	0.375	EUR
08.11.2017	1541	5 years	70141	5		52 100 000	6 000 000	8.7		0.213	0.375	EUR
06.12.2017	1513	5 years	70141	5		56 065 000	6 000 000	9.3		0.197	0.375	EUR
10.01.2018	1948	5 years	70158	5		25 400 000	4 000 000	6.4		0.362	0.250	EUR
31.01.2018	1927	5 years	70158	5		10 090 000	4 000 000	2.5		0.466	0.250	EUR
28.02.2018	1899	5 years	70158	4		11 250 000	6 000 000	1.9		0.513	0.250	EUR
04.04.2018	1864	5 years	70158	4		12 500 000	10 000 000	1.3		0.494	0.250	EUR
30.05.2018	1808	5 years	70158	2		8 850 000	4 000 000	2.2		0.487	0.250	EUR
20.06.2018	1787	5 years	70158	4		21 700 000	4 000 000	5.4		0.488	0.250	EUR
11.07.2018	1766	5 years	70158	3		20 300 000	4 000 000	5.1		0.478	0.250	EUR
29.08.2018	1717	5 years	70158	4		31 100 000	4 000 000	7.8		0.459	0.250	EUR

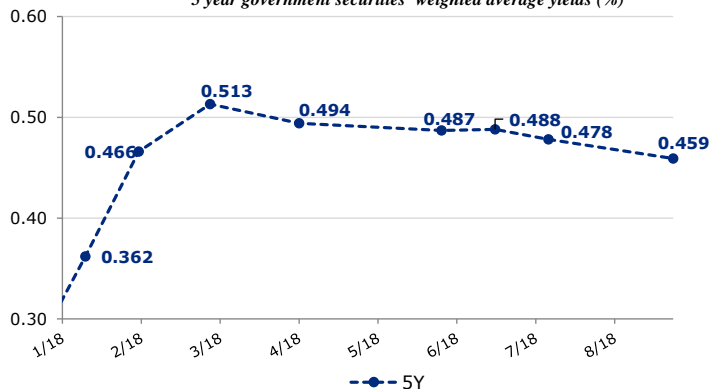
Government securities outstanding by original maturity*

Type of	Original term	Outstanding Amount at	% of Total
T-bonds	3 years	236 814 000.00	21.2%
T-bonds	5 years	724 293 905.01	64.8%
T-bonds	10 years	151 616 951.49	13.6%
T-bonds	11 years	4 756 802.75	0.4%
Total:		1 117 481 659.25	100%

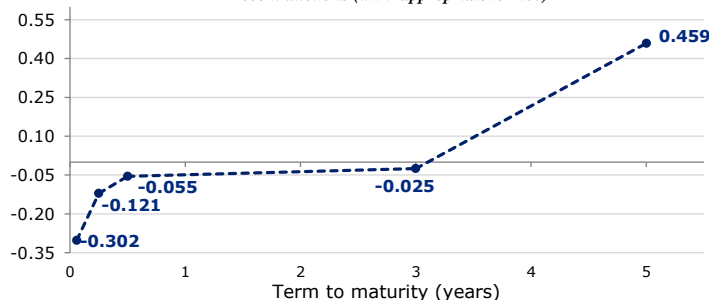
Government domestic securities outstanding by maturity term



5 year government securities' weighted average yields (%)



Government securities' yield curve derived from the results of the most recent auctions (with appropriate term%)



* - including last auction on the 29.08.2018.