

TREASURY OF THE REPUBLIC OF LATVIA

Latvia's government securities auctions review

1. DOMESTIC SECURITIES

17.02.2022

1.1. COMPETITIVE MULTI - PRICE AUCTION RESULTS

Date of Auction	Term to Maturity (days)	Original maturity	ISIN code (LV 00005)	Number of participants	Treasury Offer	Bids Total	Sold Amount	Bid-to-cover ratio	Max admissible yield specified by Treasury (%)	Average Annual Yield (%)	Coupon (%)	Currency
01.07.2020	625	2 years	50101	4		225 450 000	20 000 000	11.3	-0.125	-0.150	0.000	EUR
	2556	7 years	70182	4		66 550 000	20 000 000	3.3	0.150	0.092	0.000	EUR
15.07.2020	1659	5 years	70174	4		159 610 000	20 000 000	8.0	-0.050	-0.070	0.000	EUR
29.07.2020	2528	7 years	70182	4		118 800 000	20 000 000	5.9	0.050	0.009	0.000	EUR
09.09.2020	2486	7 years	70182	4		105 000 000	20 000 000	5.3	0.030	0.008	0.000	EUR
23.09.2020	2472	7 years	70182	4		120 600 000	20 000 000	6.0	0.010	-0.003	0.000	EUR

1.2. FIXED RATE (UNCOMPETITIVE) AUCTION RESULTS

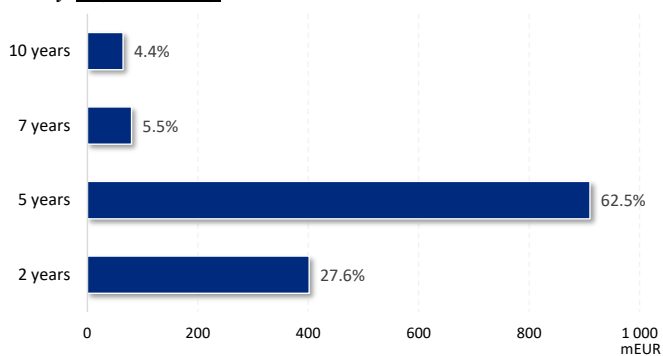
Date of Auction	Term to Maturity (days)	Original maturity	ISIN code (LV 00005)	Number of participants	Treasury Offer	Bids Total	Sold Amount	Bid-to-cover ratio	State Institution Fund Investments (Sold Amount)	Average Annual Yield (%)	Coupon (%)	Currency
19.02.2020	1806	5 years	70174	3		32 001 000	4 000 000	8.0		-0.050	0.000	EUR
18.03.2020	730	2 years	50101	2		15 500 000	13 000 000	1.2		-0.129	0.000	EUR
25.03.2020	723	2 years	50101	1		2 000 000	2 000 000	1.0		0.014	0.000	EUR

1.3. COMPETITIVE MULTI-PRICE BUY-BACK AUCTION RESULTS

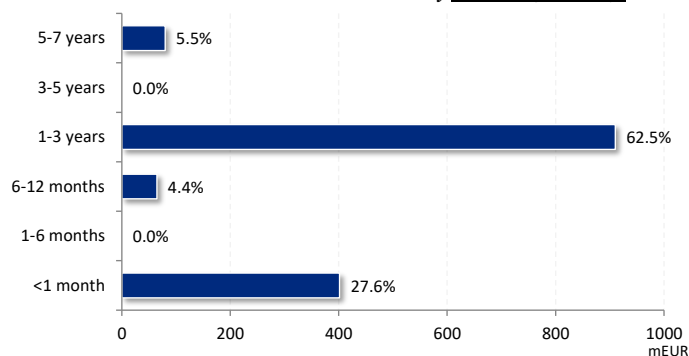
Date of Auction	Term to Maturity (days)	Original maturity	ISIN code (LV 00005)	Number of participants	Treasury Max Order	Total ask value	Total value bought back	Bought back value cover ratio	Best admissible yield specified by Treasury (%)	Average Annual Yield (%)	Coupon (%)	Currency
26.09.2018	139	3 years	60076	2	180 000 000	12 013 000	7 010 000	1.7	-0.250	-0.150	0.000	EUR
29.05.2019	176	5 years	70125	3	75 000 000	9 001 000	6 001 000	1.5	-0.300	-0.199	1.875	EUR

Government domestic securities outstanding (million, EUR): **1 456.0**

by original maturity



by remaining maturity



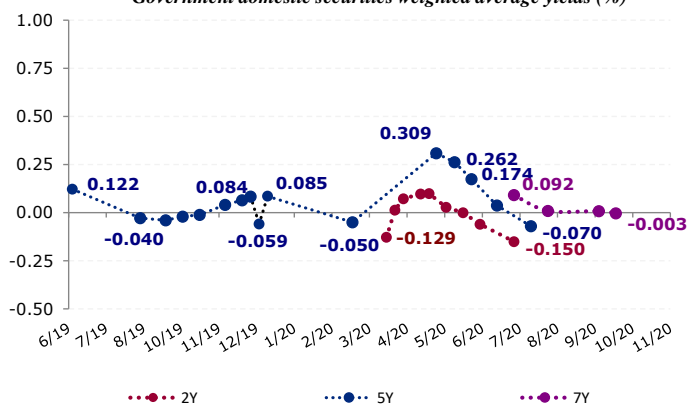
2. DOMESTIC GMTN NOTES **

COMPETITIVE MULTI - PRICE AUCTION RESULTS

Date of Auction	Maturity date	ISIN	Amount outstanding before auction	Number of participants	Treasury Offer (up to & including) (if applicable)	Bids Total	Sold Amount	Bid-to-cover ratio	Max admissible yield specified by Treasury (%)	Average Annual Yield (%)	Coupon (%)	Currency
14.07.2021	17.03.2031	XS2317123052	1 285 500 000	5	-	56 400 000	25 000 000	2.3	0.120	0.110	0.000	EUR
28.07.2021	24.01.2029	XS2361416915	500 000 000	5	-	70 500 000	25 000 000	2.8	-0.090	-0.101	0.000	EUR
25.08.2021	24.01.2029	XS2361416915	525 000 000	5	-	110 000 000	35 000 000	3.1	-0.130	-0.179	0.000	EUR
08.09.2021	30.05.2028	XS1829276275	581 750 000	5	-	78 800 000	25 000 000	3.2	-0.185	-0.210	1.125	EUR
22.09.2021	24.01.2029	XS2361416915	560 000 000	5	-	59 000 000	25 000 000	2.4	-0.135	-0.151	0.000	EUR
13.10.2021	24.01.2029	XS2361416915	585 000 000	5	-	73 000 000	50 000 000	1.5	0.050	0.035	0.000	EUR
27.10.2021	17.03.2031	XS2317123052	1 310 500 000	5	-	86 000 000	50 000 000	1.7	0.250	0.243	0.000	EUR
03.11.2021	17.03.2031	XS2317123052	1 360 500 000	5	-	33 500 000	15 000 000	2.2	0.250	0.227	0.000	EUR
10.11.2021	23.09.2025	XS1295778275	600 000 000	5	-	88 300 000	50 000 000	1.8	-0.130	-0.155	1.375	EUR
02.12.2021	23.09.2025	XS1295778275	650 000 000	5	-	135 200 000	80 000 000	1.7	0.000	-0.031	1.375	EUR
17.02.2022	24.01.2029	XS2361416915	635 000 000	5	-	91 800 000	50 000 000	1.8	0.860	0.839	0.000	EUR

** - more detailed information regarding domestic GMTN Notes and GMTN Notes is available here: [Securities in international capital markets](#)

Government domestic securities weighted average yields (%)



Government domestic GMTN bonds auction weighted average yields (%)

