

TREASURY OF THE REPUBLIC OF LATVIA

Latvia's government securities auctions review

1. DOMESTIC SECURITIES

03.11.2022

1.1. COMPETITIVE MULTI - PRICE AUCTION RESULTS

Date of Auction	Term to Maturity (days)	Original maturity	ISIN code (LV 00005)	Number of participants	Treasury Offer	Bids Total	Sold Amount	Bid-to-cover ratio	Max admissible yield specified by Treasury (%)	Average Annual Yield (%)	Coupon (%)	Currency
01.07.2020	625	2 years	50101	4		225 450 000	20 000 000	11.3	-0.125	-0.150	0.000	EUR
	2556	7 years	70182	4		66 550 000	20 000 000	3.3	0.150	0.092	0.000	EUR
15.07.2020	1659	5 years	70174	4		159 610 000	20 000 000	8.0	-0.050	-0.070	0.000	EUR
29.07.2020	2528	7 years	70182	4		118 800 000	20 000 000	5.9	0.050	0.009	0.000	EUR
09.09.2020	2486	7 years	70182	4		105 000 000	20 000 000	5.3	0.030	0.008	0.000	EUR
23.09.2020	2472	7 years	70182	4		120 600 000	20 000 000	6.0	0.010	-0.003	0.000	EUR

1.2. FIXED RATE (UNCOMPETITIVE) AUCTION RESULTS

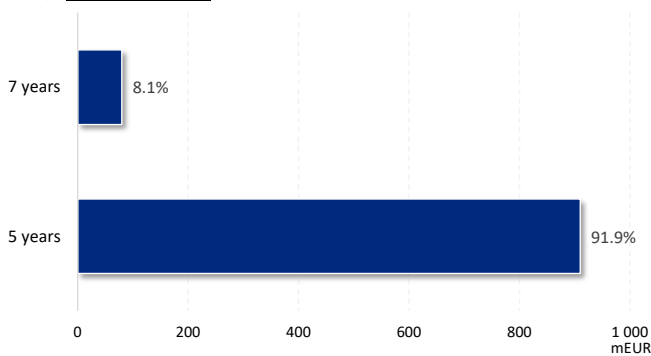
Date of Auction	Term to Maturity (days)	Original maturity	ISIN code (LV 00005)	Number of participants	Treasury Offer	Bids Total	Sold Amount	Bid-to-cover ratio	State Institution Fund Investments (Sold Amount)	Average Annual Yield (%)	Coupon (%)	Currency
19.02.2020	1806	5 years	70174	3		32 001 000	4 000 000	8.0		-0.050	0.000	EUR
18.03.2020	730	2 years	50101	2		15 500 000	13 000 000	1.2		-0.129	0.000	EUR
25.03.2020	723	2 years	50101	1		2 000 000	2 000 000	1.0		0.014	0.000	EUR

1.3. COMPETITIVE MULTI-PRICE BUY-BACK AUCTION RESULTS

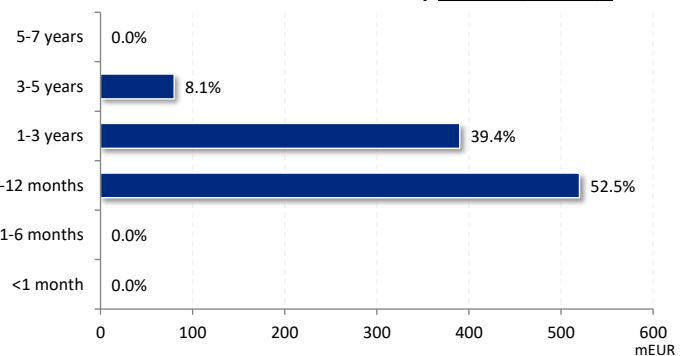
Date of Auction	Term to Maturity (days)	Original maturity	ISIN code (LV 00005)	Number of participants	Treasury Max Order	Total ask value	Total value bought back	Bought back value cover ratio	Best admissible yield specified by Treasury (%)	Average Annual Yield (%)	Coupon (%)	Currency
26.09.2018	139	3 years	60076	2	180 000 000	12 013 000	7 010 000	1.7	-0.250	-0.150	0.000	EUR
29.05.2019	176	5 years	70125	3	75 000 000	9 001 000	6 001 000	1.5	-0.300	-0.199	1.875	EUR

Government domestic securities outstanding (million, EUR): **990.0**

by original maturity



by remaining maturity



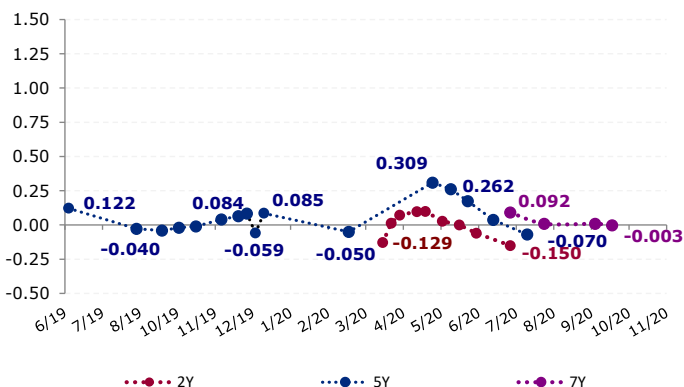
2. DOMESTIC GMTN NOTES **

COMPETITIVE MULTI - PRICE AUCTION RESULTS

Date of Auction	Maturity date	ISIN	Amount outstanding before auction	Number of participants	Treasury Offer (up to & including) (if applicable)	Bids Total	Sold Amount	Bid-to-cover ratio	Max admissible yield specified by Treasury (%)	Average Annual Yield (%)	Coupon (%)	Currency
17.02.2022	24.01.2029	XS2361416915	635 000 000	5	-	91 800 000	50 000 000	1.8	0.860	0.839	0.000	EUR
23.02.2022	17.03.2031	XS2317123052	1 375 500 000	5	-	35 500 000	15 000 000	2.4	1.030	1.019	0.000	EUR
09.03.2022	23.09.2025	XS1295778275	730 000 000	5	-	153 500 000	100 000 000	1.5	0.710	0.654	1.375	EUR
16.03.2022	30.04.2024	XS1063399536	1 000 000 000	5	-	254 750 000	200 000 000	1.3	0.500	0.334	2.875	EUR
23.03.2022	23.09.2025	XS1295778275	830 000 000	5	-	200 270 000	125 000 000	1.6	0.831	0.779	1.375	EUR
30.03.2022	07.10.2026	XS1501554874	1 565 000 000	5	-	150 500 000	100 000 000	1.5	1.250	1.155	0.375	EUR
06.04.2022	07.10.2026	XS1501554874	1 665 000 000	5	-	115 750 000	80 000 000	1.4	1.240	1.221	0.375	EUR
13.04.2022	23.09.2025	XS1295778275	955 000 000	5	-	156 700 000	100 000 000	1.6	1.260	1.233	1.375	EUR
27.04.2022	07.10.2026	XS1501554874	1 745 000 000	5	-	121 700 000	50 000 000	2.4	1.450	1.426	0.375	EUR
11.05.2022	30.04.2024	XS1063399536	1 200 000 000	5	-	260 000 000	95 000 000	2.7	1.000	0.919	2.875	EUR
18.05.2022	07.10.2026	XS1501554874	1 795 000 000	5	-	68 500 000	35 000 000	2.0	1.630	1.543	0.375	EUR
01.06.2022	30.05.2028	XS1829276275	606 750 000	5	-	21 300 000	10 000 000	2.1	1.880	1.871	1.125	EUR
08.06.2022	23.09.2025	XS1295778275	1 055 000 000	5	-	126 610 000	35 000 000	3.6	1.650	1.593	1.375	EUR
15.06.2022	30.04.2024	XS1063399536	1 295 000 000	5	-	80 850 000	25 000 000	3.2	1.870	1.870	2.875	EUR
27.07.2022	07.10.2026	XS1501554874	1 830 000 000	5	-	109 100 000	50 000 000	2.2	2.120	2.077	0.375	EUR
10.08.2022	30.05.2028	XS1829276275	616 750 000	5	-	98 000 000	50 000 000	2.0	2.100	2.040	1.125	EUR
31.08.2022	30.05.2028	XS1829276275	666 750 000	5	-	18 700 000	10 000 000	1.9	2.300	2.252	1.125	EUR
14.09.2022	07.10.2026	XS1501554874	1 880 000 000	5	-	50 500 000	30 000 000	1.7	2.500	2.460	0.375	EUR
28.09.2022	23.09.2025	XS1295778275	1 090 000 000	5	-	38 900 000	10 000 000	3.9	3.100	2.956	1.375	EUR
12.10.2022	23.09.2025	XS1295778275	1 100 000 000	5	-	32 700 000	10 000 000	3.3	3.100	3.017	1.375	EUR
03.11.2022	24.01.2029	XS2361416915	685 000 000	5	-	50 800 000	15 000 000	3.4	4.150	4.119	0.000	EUR

** - more detailed information regarding domestic GMTN Notes and GMTN Notes is available here: [Securities in international capital markets](#)

Government domestic securities weighted average yields (%)



Government domestic GMTN bonds auction weighted average yields (%)

